

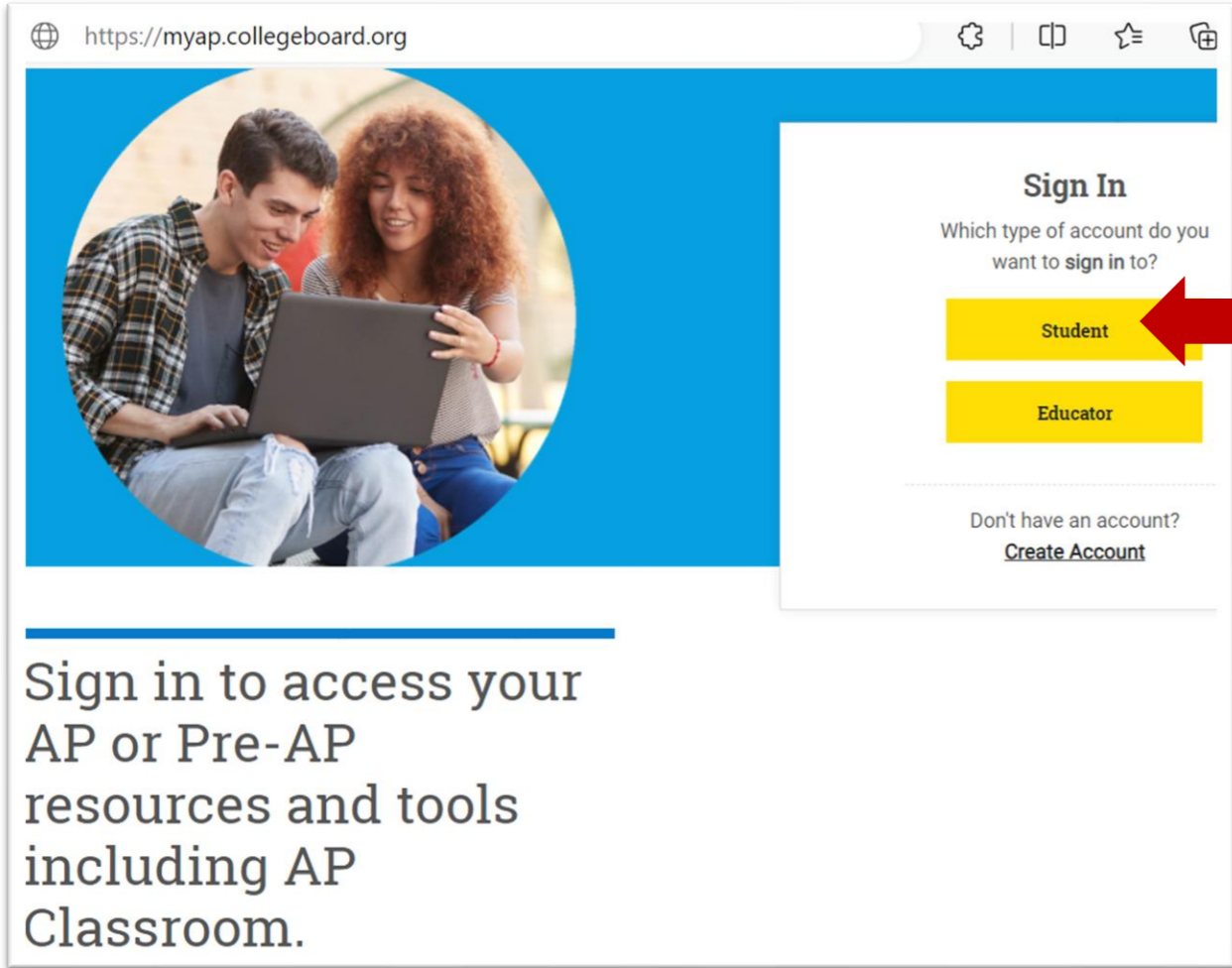


Confirm Exam and AP Account Details

MUST DO these 5 tasks to take AP test May 2025

1. Log into [My AP Login – College Board](#) with College Board account.
2. Confirm paid exams appear correctly in My AP.
3. Confirm legal name and date of birth in My AP match ID you will bring on exam day.
4. Download and log into Bluebook and confirm exam cards are correct; name matches ID you will bring on exam day.
5. Try a practice AP exam in Bluebook.

1. Log into My AP Login – College Board with College Board account.



https://myap.collegeboard.org

Sign In
Which type of account do you want to sign in to?

Student

Educator

Don't have an account?
[Create Account](#)

Sign in to access your AP or Pre-AP resources and tools including AP Classroom.

(My AP) AP Classroom: myap.collegeboard.org

Login with email on your CB student account.

CB account also used to log into Bluebook for digital testing, SAT and PSAT programs.

If you can't log in:

- **Do not** create another account.
- Try logging in with another email.
- Contact AP Services for Students for CB/AP login assistance.

2. Confirm paid exams appear correctly in My AP (subject, date, and test provider)

! YOU CANNOT TAKE A DIGITAL/HYBRID DIGITAL EXAM IF IT DOES NOT APPEAR ON YOUR MY AP ACCOUNT!

AP Students

Welcome, Nini!

My AP | Getting Started | AP Courses & Exams | Taking Exams | Scores | Credit & Placement | Help | Calendar

My AP Profile

AP Calculus AB

Test Section with John Newteach

Go to AP Classroom

Course Guide → | Assignments →

Exam Day May 12, 8:00 AM

Registered for Exam given by [Prometric HQ](#)

Go to Course & Exam pages →

CHECK THREE ITEMS:

- Exam Subject
- Exam Date and Time
- Confirm correct test center is listed--
"Registered for Exam given by:" <Test center name>

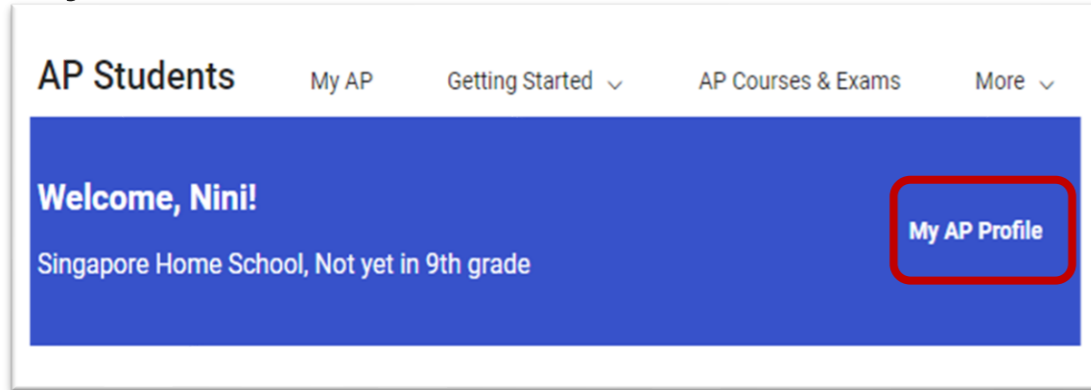
Missing an exam?

Super important - please resolve before exam day. You cannot test in Bluebook if a digital exam is not linked to your account.

What to do if an exam is missing?

- Do you have two College Board accounts? **Contact AP Services to merge accounts so all exams (and scores) are linked to one account.**
- If the issue still exists, please call Prometric Contact Center to confirm payment for registered subjects.

3. Confirm legal name and date of birth in My AP matches ID you will bring on exam day. You will not be admitted if the test center cannot verify your identity.



Steps:
After logging into My AP, click "My AP Profile".

Check the **Legal Name** and **Date of Birth**:

- First Name = Given Name
- Last Name = Family Name, Surname
- Matches exactly as appears on your ID document.

FYI: Preferred First Name is an alternate name or nickname. Test Centers will not be able to verify your identity on exam day with this name on your AP Profile.

The screenshot shows the 'My AP Profile' registration form. At the top, there are two tabs: 'AP Profile' (selected) and 'AP Registration'. Below the tabs is a note: 'Please confirm the information below for your AP Profile. NOTE: If changes are needed to your legal name or date of birth, contact AP Services for Students by using the [contact form](#) or calling 888-225-5427. If you make changes to any other information in this registration section, you'll also need to go to your [College Board account settings](#) to make the same change – changes made to your AP Profile do not automatically carry over to your College Board account.' Below the note are several fields: 'Legal Name' (with a red box around it and a red arrow pointing to it) containing 'First Name Last Name' (highlighted in yellow), 'Preferred First Name' (with a text input field containing 'Enter your preferred first name (optional)'), 'Date of Birth' (with a red box around it and a red arrow pointing to it) containing 'January 1, 2004', 'Gender *' (with radio buttons for 'Female', 'Male', and 'Another (not listed)'), and 'Email address *' (with a text input field containing 'ninitang@yahoo.com').

3. Also confirm Student Info is the same on College Board Account

From the AP Profile page, click **College Board Account Settings**.

My AP Profile ×

AP Profile AP Registration

Please confirm the information below for your AP Profile. **NOTE:** If changes are needed to your legal name or date of birth, contact AP Services for Students by using the [contact form](#) or calling 888-225-5427. If you make changes to any other information in this registration section, you'll also need to go to your [College Board account settings](#) to make the same change – changes made to your AP Profile do not automatically carry over to your College Board account.

Legal Name

Or, click on the person icon at the top of the app.

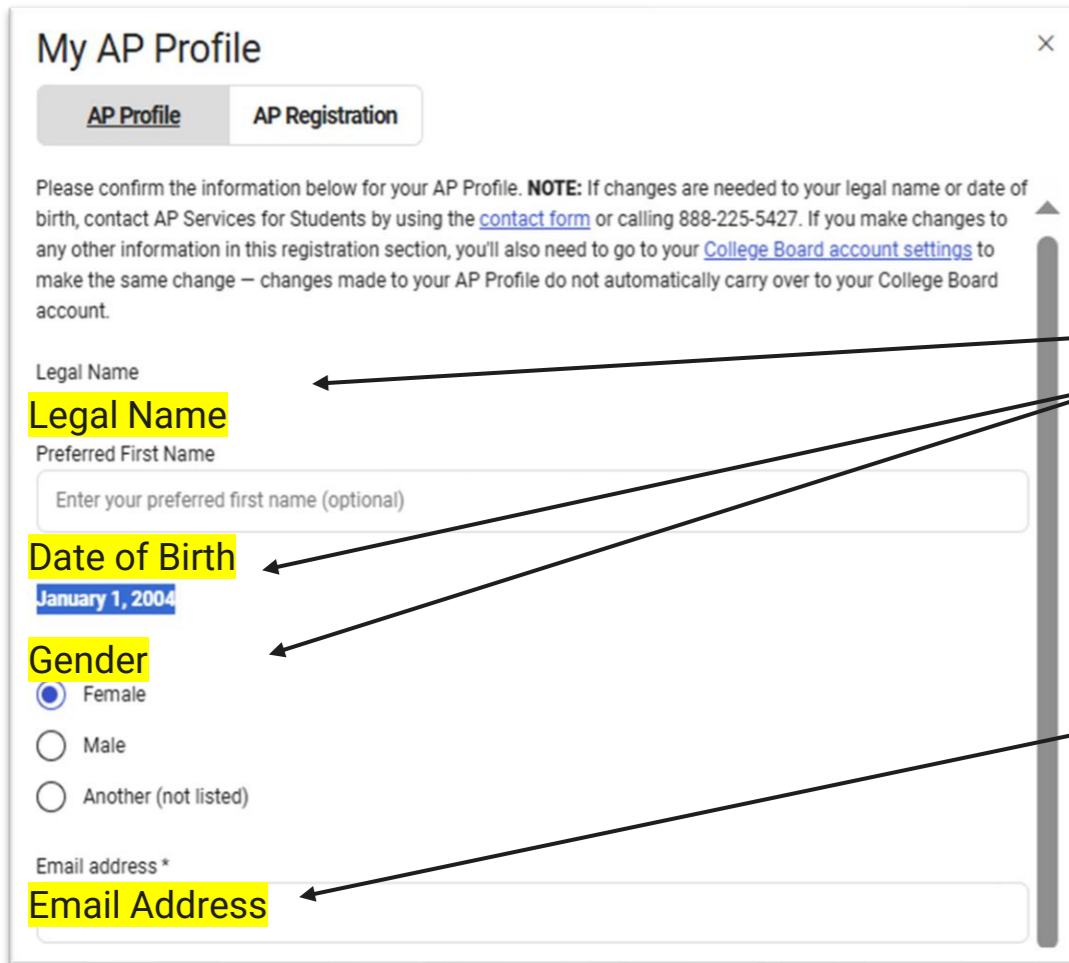
✓ **AP**

Hi Student's name Search

3. Is Legal Name and Date of Birth the same on both AP Profile and College Board Account? Both should match ID.

AP Profile

The info here is what AP teacher, AP test coordinator and student see when in My AP.



My AP Profile

AP Profile | AP Registration

Please confirm the information below for your AP Profile. **NOTE:** If changes are needed to your legal name or date of birth, contact AP Services for Students by using the [contact form](#) or calling 888-225-5427. If you make changes to any other information in this registration section, you'll also need to go to your [College Board account settings](#) to make the same change – changes made to your AP Profile do not automatically carry over to your College Board account.

Legal Name
Legal Name

Preferred First Name
Enter your preferred first name (optional)

Date of Birth
Date of Birth
January 1, 2004

Gender
 Female
 Male
 Another (not listed)

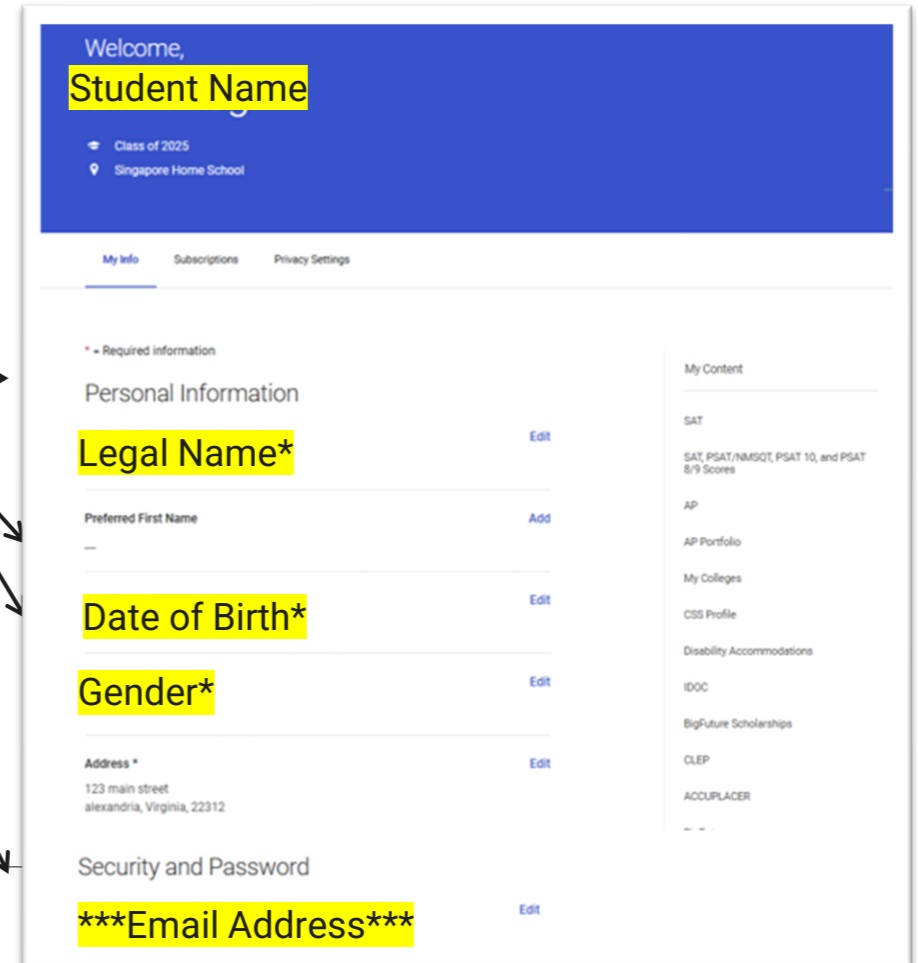
Email address *
Email Address

Do these match?
• Legal Name,
• Date of Birth,
• Gender

*Email Address –update without calling AP.
Use the same email to avoid login problems on exam day.

College Board Account

The info here appears on your score reports and across other CB programs. *****Use the email address listed here to log into My AP and Bluebook on test day.*****



Welcome,
Student Name

Class of 2025
Singapore Home School

My Info | Subscriptions | Privacy Settings

* = Required information

Personal Information

Legal Name* Edit

Preferred First Name Add

Date of Birth* Edit

Gender* Edit

Address * Edit
123 main street
alexandria, Virginia, 22312

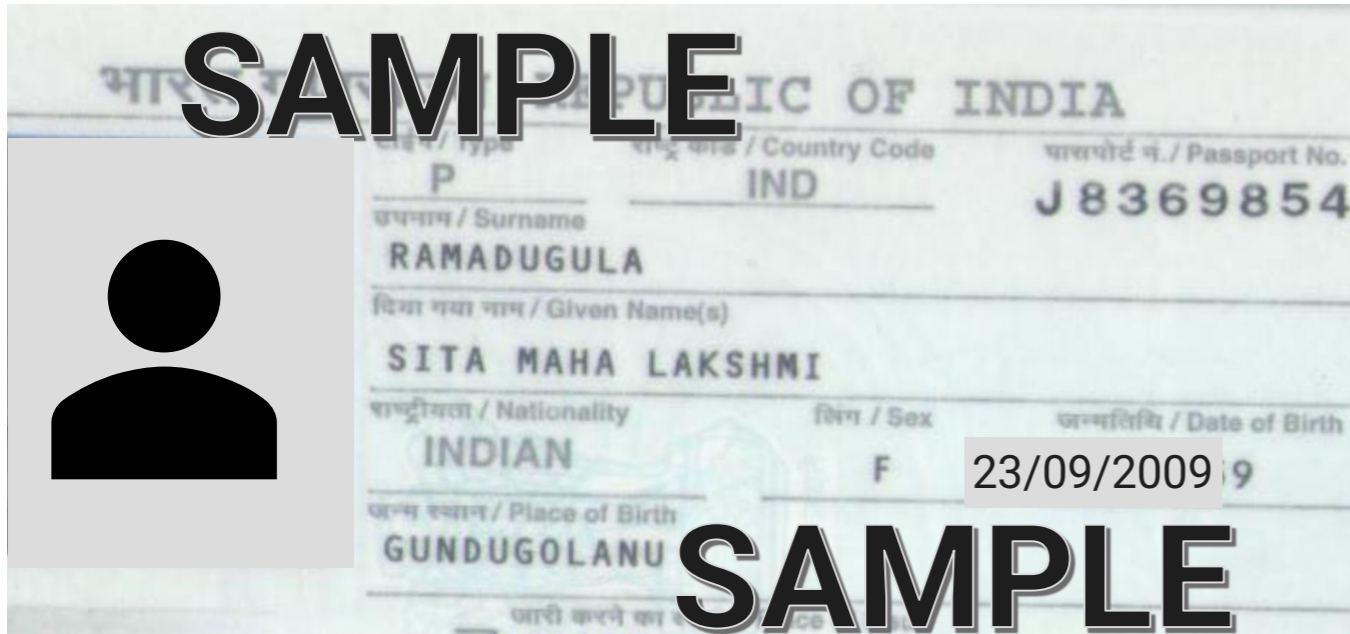
Security and Password Edit

*****Email Address***** Edit

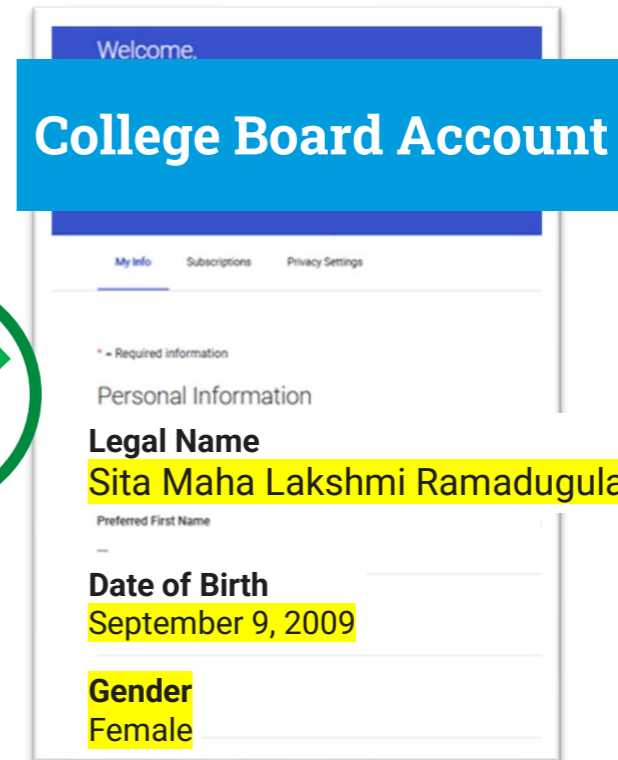
My Content

- SAT
- SAT, PSAT/NMSQT, PSAT 10, and PSAT 8/9 Scores
- AP
- AP Portfolio
- My Colleges
- CSS Profile
- Disability Accommodations
- IDOC
- BigFuture Scholarships
- CLEP
- ACCUPLACER

CB account info must match ID to verify identity and be admitted by test centers. If name does not match you may not be allowed to test.



Surname = RAMADUGULA
GIVEN NAME(S) = SITA MAHA LAKSHMI
SEX = F
DATE OF BIRTH = 23/09/2009

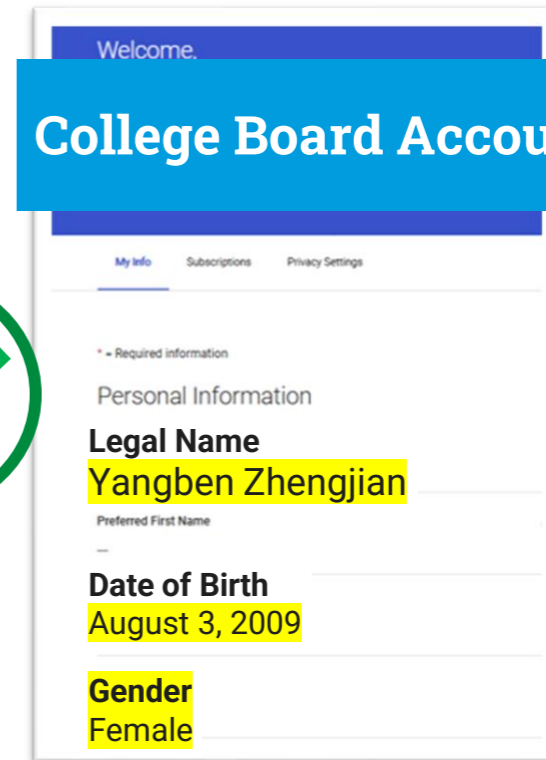


LAST NAME = RAMADUGULA
FIRST NAME = SITA MAHA LAKSHMI
Gender = Female
DATE OF BIRTH = September 9, 2009
LEGAL NAME = First Name + Last Name

CB account info must match ID to verify identity and be admitted by test centers. If name does not match you may not be allowed to test.



Name = ZHENGJIAN, YANGBEN
SEX = F
DATE OF BIRTH = 03 AUG 2009



LAST NAME = Zhengjian
FIRST NAME = Yangben
Gender = Female
DATE OF BIRTH = August 3, 2009
LEGAL NAME = Yangben Zhengjian

Contact AP for student info corrections early and before exam to allow processing time.




You reviewed your information in My AP, College Board Settings and your ID document.



Do legal first name, last name and date of birth match?

Do all your registered exams appear in My AP?

If no to any of the above, contact **AP Services for Students**:

- **Phone:** +1-212-632-1780, Hours: M-F, 9 am - 6 pm ET
- **Chat:** <https://apcentral.collegeboard.org/about-ap/contact-us> (look for )
- **Email Contact Form:** [cb.org/apstudentcontact](https://collegeboard.org/apstudentcontact)



MUST DO these 5 tasks to take AP test May 2025

1. Log into My AP Login – College Board with College Board account.
2. Confirm paid exams appear correctly in My AP.
3. Confirm legal name and date of birth in My AP match ID you will bring on exam day.

Now Prepare for Digital Testing...

4. Download and log into Bluebook and confirm exam cards are correct; name matches ID you will bring on exam day.
5. Try a practice AP exam in Bluebook.

4. Download and log into Bluebook now

1. Check Approved Testing Devices

<https://bluebook.collegeboard.org/students/approved-devices>


- Devices and accessories allowed
- Free space needed
- Software to disable (e.g. VPN)
- Student Help Center
 - Language Settings: Keyboard Input Layout = English (U.S.)

2. Download Bluebook

<https://bluebook.collegeboard.org/students/download-bluebook>

Do this as early as possible on the approved device you will bring. Do not wait until exam day.

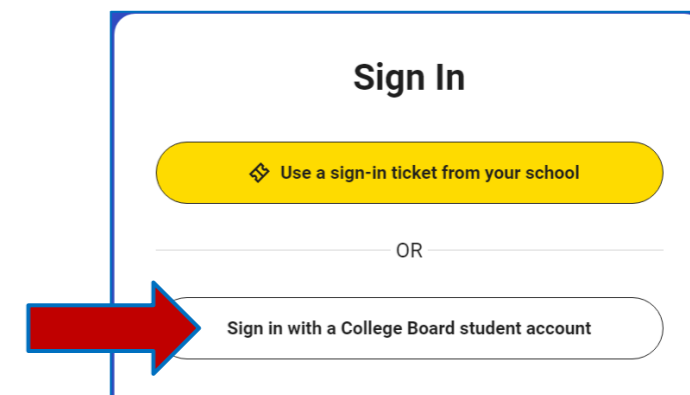
3. Open Bluebook



System runs automatic updates each time.

Do this the day before exam day to get latest version.

4. Login with same CB/My AP account

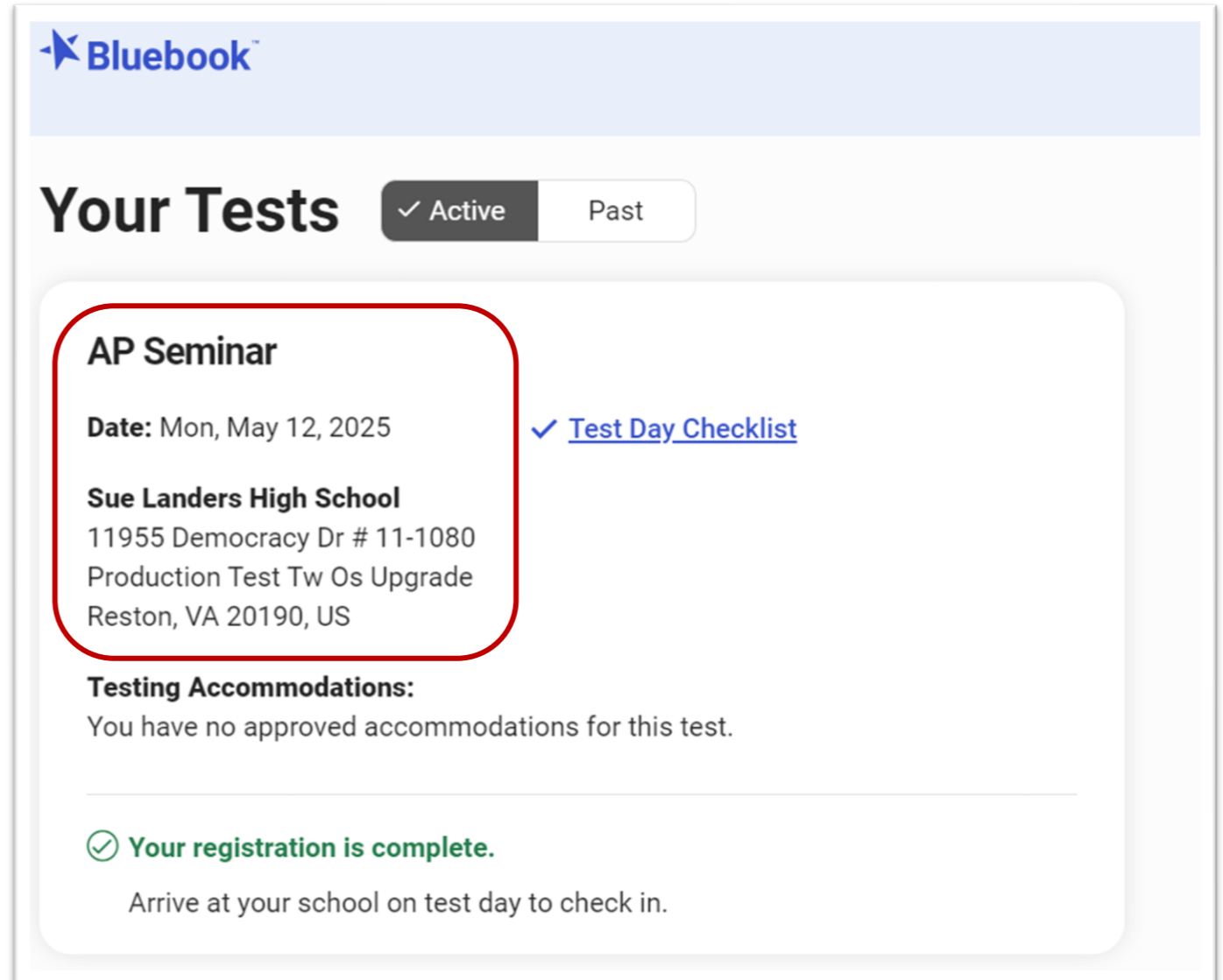


MEMORIZE YOUR USERNAME + PASSWORD.

Bluebook does not save this. If you can't log in, you will delay testing or not be able to test.

4. Confirm exam cards are correct

- In Bluebook, look under the “Your Tests” section. You will see an exam card for each exam registered and linked to your account.
- **If an exam does not appear in Bluebook, you will not be able to test.** Fix prior to exam day:
 - Contact your test center to confirm the account they have for your registration matches the account you used to log in.
 - Did the test center submit the exam order?
 - Do you have two College Board accounts?
Contact AP Services to merge accounts so all exams (and scores) are linked to one account.
- **Address displayed.** For many test centers, the address displayed in Bluebook is **not** the actual testing location. Your test center will notify exact testing site address separately.



The screenshot shows the Bluebook interface for 'Your Tests'. At the top left is the Bluebook logo. Below it, the title 'Your Tests' is followed by two filter buttons: 'Active' (selected with a checkmark) and 'Past'. The main content area features a rounded rectangular card for an 'AP Seminar' exam. The card is highlighted with a red border. Inside the card, the following information is displayed: 'Date: Mon, May 12, 2025' with a checkmark and a link to 'Test Day Checklist'; 'Sue Landers High School' with the address '11955 Democracy Dr # 11-1080, Production Test Tw Os Upgrade, Reston, VA 20190, US'; and 'Testing Accommodations: You have no approved accommodations for this test.' Below the card, a green checkmark icon is followed by the text 'Your registration is complete.' and the instruction 'Arrive at your school on test day to check in.'

4. Confirm name matches ID you will bring on exam day.



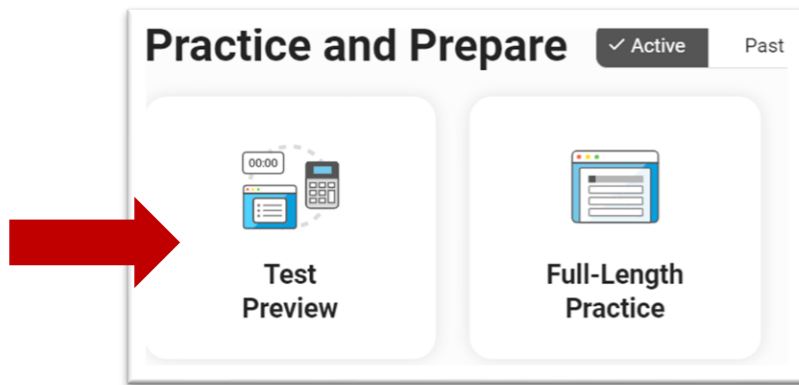
- ❑ Check the name that appears in the top right corner of Bluebook. This shows your **legal name** OR your **preferred first name** if you added it on your College Board (CB) account.
- ❑ Test centers do not see your preferred first name and cannot use it to verify identification for test day admission.
- ❑ *Optional* - During the testing period, you can leave the preferred name field blank on your CB account so you see your legal name in Bluebook.
- ❑ Reconfirm the legal name in Bluebook matches the legal name on the ID you're bringing on exam day. Contact AP Services for any corrections.

5. Try a practice AP exam in Bluebook.

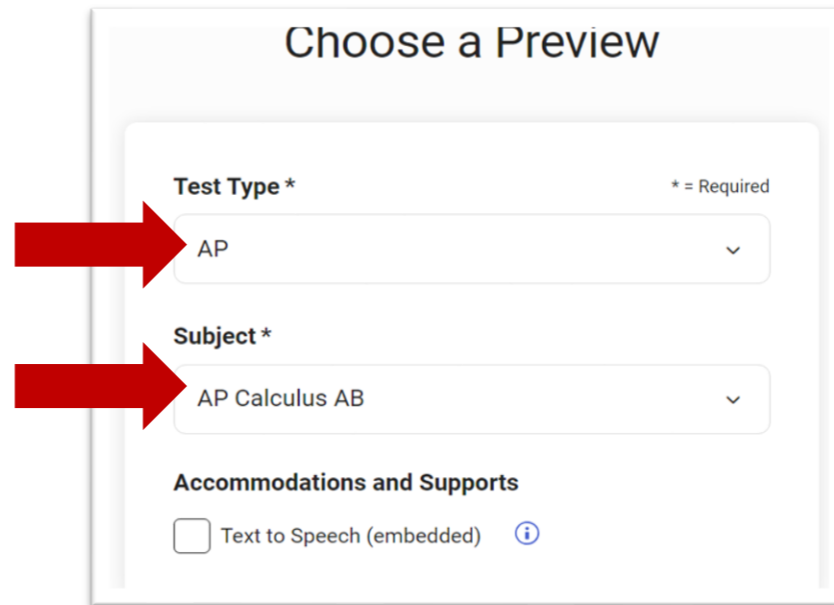
- Practice with AP Preview Tests to Get Familiar with Bluebook Testing App.
- Preview tests are partial exams and are not timed and not scored.

<https://bluebook.collegeboard.org/students/practice>

Test Preview



- Log into Bluebook
- Scroll to “Practice and Prepare” section
- Select “**Test Preview**”

A screenshot of the 'Choose a Preview' form. It has two dropdown menus: 'Test Type *' (set to 'AP') and 'Subject *' (set to 'AP Calculus AB'). Below these is a section for 'Accommodations and Supports' with a checkbox for 'Text to Speech (embedded)'. Two red arrows point to the 'Test Type' and 'Subject' dropdowns respectively. A small asterisk note says '* = Required'.

- Select Test Type = “**AP**” and choose a **Subject**.
- Do not check any **Accommodations and Supports**.



MUST DO these 5 tasks to take AP test May 2025

1. Log into My AP Login – College Board with College Board account.
2. Confirm paid exams appear correctly in My AP.
3. Confirm legal name and date of birth in My AP match ID you will bring on exam day.
4. Download and log into Bluebook and confirm exam cards are correct; name matches ID you will bring on exam day.
5. Try a practice AP exam in Bluebook.

Message from your test center: Confirm your power plug type

Turkey uses Type C and Type F power plugs and sockets.

Type F plugs are essentially an earthed version of Type C plugs, making it much safer to use in the case of a power surge.

- Type C plugs consist of two round prongs
- Type F plugs include two round prongs and two grounding pins on the side
- They provide a live, neutral, and ground connection
- The standard voltage in Turkey is 220v at a frequency of 50Hz, which is the same as in most European countries

Message from Prometric Istanbul, Turkey –
AP venue **DOES NOT** provide travel adaptors



Type C Plug



Type F Plug



Thank You!